

Sterling L-Line





# The L-Line



## *Trucks That Work*

To those of us who build them, they're trucks. To those of you who use them, they're power tools... a way to get the job done. They don't need chrome lug nut covers or leather seats. All they need to do is work.

Nothing works like a Sterling truck. Versatile, tough, dependable and durable, on-road or off, they're designed for driving comfort and maximized productivity.

L-Line trucks and tractors — with GVWRs up to 98,000 lbs. — are the Sterling workhorses, engineered for those medium-duty to heavy-duty vocations that put a premium on work: construction, refuse, utility, beverage, LTL and municipality.

The L-Line steel cab (aluminum option, L/LT 8500 and 9500) has gained a well-earned reputation for not only its roominess, but for its quiet ride, structural integrity and durability.

For flexibility of application, the L-Line is offered in four BBCs with a range of diesel engine choices from mid-range to premium big-bore, including the Mercedes-Benz MBE 4000 and MBE 900.

Frame, suspension and lightweight component options, help guarantee that whatever your requirements, there's a set of L-Line specifications to meet them.

When there's work that needs doing, reach for the perfect power tool...a Sterling L-Line truck.





# Interiors



Base Oasis Tan

Optional Opal Gray

Optional Graphite Black

## *Work Hard. Ride Easy.*

We can't shorten the work day, but at Sterling, we're doing everything we can to make life inside an L-Line truck more productive and ownership more profitable.

Interior materials are especially designed for work trucks, easy to clean, fabricated to last. The extra-tough Mordura and Fabriform Mordura seat covers (available only on EzyRider™ seats) are ready-made for vocations like construction, where seats can be exposed to years of mud, grease and grime.

A choice of color schemes complement exterior colors, including Graphite Black...a popular vocational option. See your Sterling dealer for details.

**Standard specifications include:**

- 50 circuit fuse panel with 12 extra terminals
- best-in-class 9.5" fore-aft seat travel
- HVAC system, with 15 cab vents, is among the best-in-class
- solar tinted windshield
- cab insulation for noise reduction and temperature control
- Bostrom mid-back, non-suspended driver seat (L/LT7500; L/LT8500)
- Bostrom Talladega mid-back air-suspended driver seat (L/LT9500)
- 3-point, adjustable D-ring retractor driver seat belt
- SAE 1587/1708 9-pin diagnostic interface connector.

**Options include:**

- motorized, heated mirrors
- overhead and rear floor storage consoles with CB bin and hot post ground
- between-seat console with coin tray, CB bin, storage bin plus cup holders (2)
- fire extinguisher(s)
- air conditioning
- EzyRider™ and a variety of Bostrom seats
- adjustable tilt and tilt/telescopic steering column
- shift-by-wire SmartShift™
- Allison Automatic Transmission Shift Pad
- two-spoke 18", leather-wrapped steering wheel
- electric power left- and right-hand door locks and windows
- a range of gauge packages
- electronic speed control (std. L/LT9500)
- a range of sound systems, including AM/FM/WB/CD radio.

*Graphite Black interior with optional woodgrain dash and Graphite Black Fabriform Mordura seat covering*



You'll like the way we work.™ | 5

# Easy on the Driver. Tough on the Job.



If it wasn't tough enough to show up for work, day in day out — if it wasn't big enough to do the job — we wouldn't put the Sterling name on the grille. The L-Line cab. It's what sets us apart...and puts us ahead.

## Room for Three

- The cab is roomy, comfortable and driver friendly. It measures a full 81 inches from door to door — wide enough to comfortably sit three across.
- There's more knee and belly room behind the wheel than most other vehicles in its class, making life on the job safer and easier on the driver.
- The two-step design is off-set, like stairs, for easy climbing — an advantage for operators making multiple daily deliveries.

## Two-Passenger Seat

An available two-passenger seat with under-seat tool box is a popular option for applications that typically require a three-person work crew.



## Powertrain Choices

The L-Line offers an effective range of engine choices from Caterpillar, Detroit Diesel and Mercedes-Benz, matched with a variety of Eaton-Fuller and Allison transmissions... plus the high-torque, fuel efficient and durable MBT 6-speed (MBE 900 only).


**MBE 900** and **MBE 4000** feature advanced electronic controls, unique fuel injection systems and extended maintenance cycles.

They are recognized throughout the industry for favorable pricing, fuel efficiency, clean emissions, low maintenance costs, and stable hardware that helps contribute to reliability and durability.

**PTO options** include crank-shaft and fly-wheel driven rear engine configurations.

## Tight Turning Radius

Wheel-cut angles up to 50 degrees result in a smaller turning radii for improved maneuverability and enhanced safety when operating around congested city streets and cluttered job sites.



## Suspension Offerings

**Hendrickson** — The L-Line is available in a wide range of Hendrickson suspensions — single drive, dual drive, air, flat-leaf, PRIMAAX, HAULMAAX, from 23k-52k.

**Sterling TufTrac®** is designed for high articulation operations where it's important to traverse bumps, ridges and washboard without "bottoming out." It's the suspension of choice in vocations that routinely take you into rough, on/off-road areas.

The Sterling **TufTrac 2-Stage** (shown) provides all of the high-performance features of the standard TufTrac while improving the unladen ride.

## 52" and 60" Two-Stage

The standard single-axle rear suspension is a maintenance-free, two-stage 52" variable rate taper-leaf spring in 10k-23k packages.

Optional, maintenance-free, two-stage 60" taper-leaf rear suspension spring packages, with optional stabilizer bar, are available in 18k, 21k and 23k ratings.



## Trimming the Fat

At Sterling we're always looking for new ways to slim down. Some weight-saving features, like aluminum wheel hubs, are engineered into the basic L-Line design. Your salesperson can help you spec' the lean and mean truck that best fits your needs.

## Lightweight Chassis Options

Description	Approximate Savings (lbs.)	
	Single Axle	Tandem Axle
Lightweight brake drums, front and rear	70	110
Aluminum bumpers	40	40
Aluminum air reservoirs	35	35
Aluminum battery box	12	12
Aluminum clutch housing	53	53
Aluminum cab	100	100
Sterling TufTrac® vocational suspension	N/A	300 — 450*

\*versus equivalent walking beam suspension

# Service and Design



## Easy to service

Unlatch the elastomeric straps conveniently located on the L-Line fenders and pull from the front to tilt the hood 70 degrees. The splash shields swing up and out of the way — unlike many other trucks where they have to be removed to service the engine.

The optional radiator-mounted grille stays put to retain tilt-hood servicing convenience with front-mounted pumps. On 113-inch BBC and 122-inch BBC models, the oil and coolant levels can be checked through the available, spring-loaded Ready Line Access Opening.

A butterfly hood option, on 101-inch BBC (RH only) and 113-inch BBC (transverse access) models simplifies servicing on units with front-mounted PTO equipment.



## In-dash fuse panel

L-Line fuses are easy to access and replace, helping to reduce maintenance and downtime.

Branch circuit fuses (up to 50) and relays are located in the dash behind an easily removable panel.

Widely available blade-type automotive fuses used in this panel can be replaced without tools.

There are 12 extra terminals for use as needed.

Main maxi-fuses and relays are mounted in a protected, convenient under-hood power distribution box.

We also provide auxiliary switches and connectors for after-market, specialized applications.



## Lighter, Tougher Frames

Extra-high tensile, bolted 120,000 psi frames are lighter and stronger with up to 5 million RBM rating.

Optional premium HUCK® bolt fasteners enhance durability and eliminate retorquing in critical areas.


## Front Frame Extensions

Integral front frame extensions are available on the L-Line in 12" and 24" sizes.

## Optilock Grid System

The Optilock Grid System, a frame hole layout process, provides pre-determined rows of potential chassis hole locations, spaced approximately 2" apart, center-to-center.

All crossmembers, mounting brackets, etc., comply with the grid pattern, resulting in a more precise location of frame components, so important for custom order units.



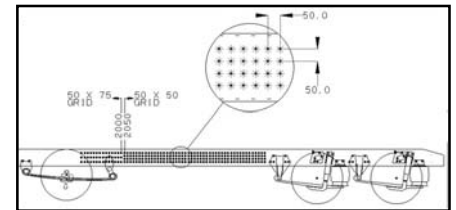
## Body Builder Friendly

The L-Line is designed to allow for easier and cost-effective custom body fitting.

All-aluminum **fuel tanks**, ranging in size from 50–150 gallons, are mounted under-cab for maximum ground clearance and a clean CA for easier body installation.

Color-coded **air lines** are compactly bundled inside the left frame rail and color-coded **electric circuits** are bundled inside the right rail, minimizing the number of lines that must cross the frame.

The line placement gives a clean appearance to the frame and reduces the risk of snagging critical lines during body installation.



# Custom Built. Custom Financed. Custom Supported.



Our dealer network offers **over 340 North American locations**, many offering **24/7** service.

## *Trucks that work*

In one way, every customer is alike. Whatever the job, everybody wants the same thing — a truck that works — and a truck company that offers the kind of customized engineering, financing and support it takes to help keep that truck up and running.

## *Custom engineering*

A truck that isn't the right truck to begin with is a truck that isn't going to work.

That's why Sterling offers extensive custom-engineered options and configurations. We engineer the right truck for your job, so you can get it done faster and safer.

## *Custom Financing*

Two customers may be in the same line of work, but no two customers run the same business. Financing your truck can be as individual as your specs.

**DaimlerChrysler Services Truck Finance** offers a full range of financing options designed to suit your individual needs. They know the territory and have the people,

programs and experience to support it.

They build on decades of experience and know-how. Local representatives are truck specialists who will work with you throughout the acquisition and financing process, while a dedicated credit staff provides timely evaluation of your credit request.

DaimlerChrysler Services Truck Finance looks at your unique requirements and structures a lease or finance package that works for you, making the most of your financial resources.

Contact your local Sterling dealer to find out how DCS Truck Finance can help you easily answer any financing challenge. And visit [www.dcstrucks.com](http://www.dcstrucks.com)

## *Custom Support*

Closing a sale isn't the end of our relationship with a customer, but the beginning.

Each of our customer support programs is designed to help make Sterling ownership a positive

experience, from the start of the buying cycle to its end.

## *24-Hour Customer Assistance*

Sterling's commitment to customer support includes a **24-hour Customer Assistance Center** plus immediate roadside assistance and technical support. Our **Customer Support Network** provides overnight parts delivery through the United States and Canada.

## *Technical Sales Support*

Customers, technicians, sales personnel and body installers can **access technical information** for the entire line of Sterling trucks online.

## *Fleet Support*

Managing parts and service purchases isn't easy. **Compass Fleet Support** can help control it by offering centralized billing service for qualified customers.

See a Sterling dealer for more information on Sterling products and services. For the dealer nearest you, call 1-800-STL-HELP. Visit us online at [www.sterlingtrucks.com](http://www.sterlingtrucks.com)

*You'll like the way we work.™*



For the Sterling Dealer nearest you, call 1-800-STL-HELP

Some specifications and features shown or mentioned in this brochure are optional and are available on request at extra cost. Specifications are subject to change without notice. Sterling Trucks, Willoughby, OH, 44094. Sterling Trucks is a member of the Freightliner Group. Copyright ©2004, Freightliner LLC. All rights reserved. Freightliner LLC is a DaimlerChrysler Company. Litho in U.S.A., MMS-56098, 11/04, **ST/MC-B-346**

[www.sterlingtrucks.com](http://www.sterlingtrucks.com)

AirLiner™ and TufTrac® are trademarks of Freightliner LLC

Financing that works for you.

DaimlerChrysler Services Truck Finance